

STABLELINE® 減震系列 Damped tool series

經銷商AGENT:

---



## BT-FMH 減震銑刀桿系列 BT-FMH Series Damped Milling Tool

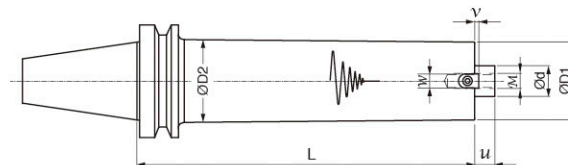
專利產品  
Patent Products

### 特色

1. 本產品使用中空刀桿與動態減震器，可吸收徑向與軸向的震動。
2. 可適用市面上所有通用的銑刀盤。
3. 本產品與相同長度的銑刀桿相比，可得到更快的切削進給及良好的加工表面精度。

### FEATURES

1. With configuration of hollow type tool body and dynamic vibration absorber, the STABLELINE® integrated FMH damped milling tools provide you the required reach and vibration resulting from axial and radial kinetic energy can be dampened efficiently.
2. A versatile option with high levels of interchangeability, the FMH damped milling tool series features replaceable head milling cutters for all kinds of applications.
3. FMH damped milling tools optimize cutting speed and feed, offering higher productive machining compared to other milling tools of equivalent length.



### 規格 - 公制刀盤適用 Specifications - for metric system

型號 Type	大端外徑 ØD2 (mm)	小端外徑 ØD1 (mm)	刀桿長 L (mm)	心軸外徑 Ød (mm)	心軸長 U (mm)	鍵高 V (mm)	鍵寬 W (mm)	螺紋孔 M	重量 Weight (kg)
BT50-FMH22-300-D48	48	48	300	22	18	4.3	10	10	6.58
BT50-FMH22-350-D48			350						7.25
BT50-FMH22-400-D48			400						7.92
BT50-FMH22-300-D58	61	58	300	27	20	5.8	12	12	7.46
BT50-FMH22-400-D58			400						9.20
BT50-FMH22-500-D58			500						10.94
BT50-FMH27-300-D58	85	78	300	32	21	6.8	14	14	7.56
BT50-FMH27-400-D58			400						9.30
BT50-FMH27-500-D58			500						11.04
BT50-FMH27-300-D78	85	78	300	32	21	6.8	14	14	8.74
BT50-FMH27-400-D78			400						11.03
BT50-FMH27-500-D78			500						13.33
BT50-FMH27-600-D78	85	78	600	32	21	6.8	14	14	15.60
BT50-FMH32-300-D78			300						8.90
BT50-FMH32-400-D78			400						11.20
BT50-FMH32-500-D78			500						13.50
BT50-FMH32-600-D78	85	78	600	32	21	6.8	14	14	15.80

★以上規格不含銑刀頭 Milling cutter not included.

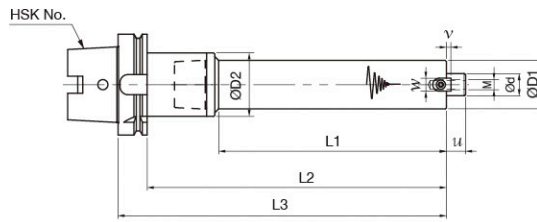
### 注意事項

1. 減震銑刀桿適合一層層的銑削方式去除材料，不適合採用插銑的加工方式。
2. 長時間銑削需搭配冷卻液或氣體冷卻刀桿本體，加工造成的刀桿溫度上升需控制在120°C 以內。

### Notice of operations

1. The FMH damped milling tool is designed to handle stepped milling operations instead of plunge milling.
2. Internal coolant fluid or air should be applied during continuous operation to keep the machining temperature to be within 120°C.

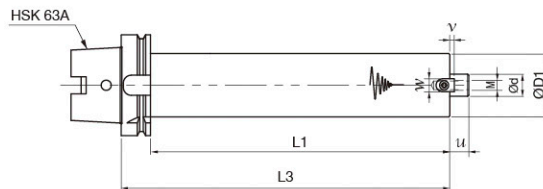
HSK100A-FMH 組合式減震銑刀桿系列  
HSK100A to FMH Modular Damped Milling Arbor



規格 Specifications:

組合內容 Type		大端外徑 ØD2(mm)	小端外徑 ØD1 (mm)	有效長 L1 (mm)	有效+連接 L2 (mm)	總長 L3 (mm)	心軸外徑 Ød (mm)	心軸長 u (mm)	鍵高 v (mm)	鍵寬 w (mm)	螺紋孔 M	重量 (kg)
HSK100A- T63-90-D63	T63-FMH22-180-D48	63	48	180	250	280	22	18	4.3	10	M10	6.70
	T63-FMH22-230-D48			230	300	330						7.30
	T63-FMH22-280-D48			280	350	380						8.00
	T63-FMH22-330-D48			330	400	430						8.60
HSK100A- T63-90-D63	T63-FMH22-235-D58	63	58	235	300	330	22	18	4.3	10	M10	9.00
	T63-FMH22-285-D58			285	350	380						10.00
	T63-FMH22-335-D58			335	400	430						10.90
	T63-FMH22-385-D58			385	450	480						11.90
	T63-FMH22-435-D58			435	500	530						12.80
HSK100A- T63-90-D63	T63-FMH27-235-D58	63	58	235	300	330	27	20	5.8	12	M12	9.10
	T63-FMH27-285-D58			285	350	380						10.10
	T63-FMH27-335-D58			335	400	430						11.10
	T63-FMH27-385-D58			385	450	480						12.00
	T63-FMH27-435-D58			435	500	530						12.90
HSK100A- T63-90-D78	T63-FMH27-250-D74	78	74	250	310	340	27	20	5.8	12	M12	13.50
	T63-FMH27-350-D74			350	410	440						16.0
	T63-FMH27-450-D74			450	510	540						19.10
	T63-FMH27-550-D74			550	610	640						22.20

HSK63A-FMH 整體式減震銑刀桿  
HSK63A-FMH Integrated Damped Milling Arbor



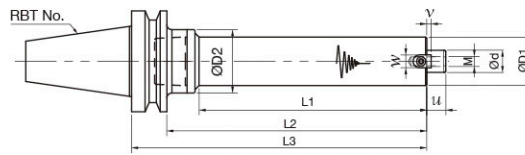
規格 Specifications:

型號 Type	小端外徑 ØD1 (mm)	有效長 L1 (mm)	總長 L3 (mm)	心軸外徑 Ød (mm)	心軸長 u (mm)	鍵高 v (mm)	鍵寬 w (mm)	螺紋孔 M	重量 Weight (kg)
HSK63A-FMH22-210-D48	48	180	210	22	18	4.3	10	M10	3.80
HSK63A-FMH22-260-D48		230	260						4.50
HSK63A-FMH22-310-D48		280	310						5.20
HSK63A-FMH22-360-D48		330	360						5.90
HSK63A-FMH22-260-D58	58	235	260	22	18	4.3	10	M10	6.30
HSK63A-FMH22-310-D58		285	310						7.40
HSK63A-FMH22-360-D58		335	360						8.50
HSK63A-FMH22-410-D58		385	410						9.60



## RBT50-FMH 組合式減震銑刀桿系列

RBT50 to FMH Modular Damped Milling Arbor

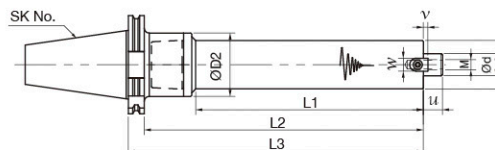


規格 Specifications:

組合內容 Type		大端外徑 ØD2(mm)	小端外徑 ØD1 (mm)	有效長 L1 (mm)	有效+連接 L2 (mm)	總長 L3 (mm)	心軸外徑 Ød (mm)	心軸長 U (mm)	鍵高 V (mm)	鍵寬 W (mm)	螺紋孔 M	重量 (kg)
RBT50- T63-60-D63	T63-FMH22-180-D48	63	48	180	210	250	22	18	4.3	10	M10	7.44
	T63-FMH22-230-D48			230	260	300						8.07
	T63-FMH22-280-D48			280	310	350						8.69
	T63-FMH22-330-D48			330	360	400						9.31
RBT50- T63-60-D63	T63-FMH22-235-D58	63	58	235	260	300	22	18	4.3	10	M10	9.78
	T63-FMH22-285-D58			285	310	350						10.74
	T63-FMH22-335-D58			335	360	400						11.68
	T63-FMH22-385-D58			385	410	450						12.64
	T63-FMH22-435-D58			435	460	500						13.58
RBT50- T63-60-D63	T63-FMH27-235-D58	63	58	235	260	300	27	20	5.8	12	M12	9.88
	T63-FMH27-285-D58			285	310	350						10.85
	T63-FMH27-335-D58			335	360	400						11.79
	T63-FMH27-385-D58			385	410	450						12.74
	T63-FMH27-435-D58			435	460	500						13.68
RBT50- T63-60-D78	T63-FMH27-250-D74	78	74	250	270	310	27	20	5.8	12	M12	13.70
	T63-FMH27-350-D74			350	370	410						16.54
	T63-FMH27-450-D74			450	470	510						19.35
	T63-FMH27-550-D74			550	570	610						22.44

## SK50-FMH 組合式減震銑刀桿系列

SK50 to FMH Modular Damped Milling Arbor



規格 Specifications:

組合內容 Type		大端外徑 ØD2(mm)	小端外徑 ØD1 (mm)	有效長 L1 (mm)	有效+連接 L2 (mm)	總長 L3 (mm)	心軸外徑 Ød (mm)	心軸長 U (mm)	鍵高 V (mm)	鍵寬 W (mm)	螺紋孔 M	重量 (kg)
SK50- T63-60-D63	T63-FMH22-180-D48	63	48	180	230	250	22	18	4.3	10	M10	6.87
	T63-FMH22-230-D48			230	280	300						7.50
	T63-FMH22-280-D48			280	330	350						8.12
	T63-FMH22-330-D48			330	380	400						8.74
SK50- T63-60-D63	T63-FMH22-235-D58	63	58	235	280	300	22	18	4.3	10	M10	9.21
	T63-FMH22-285-D58			285	330	350						10.17
	T63-FMH22-335-D58			335	380	400						11.11
	T63-FMH22-385-D58			385	430	450						12.07
	T63-FMH22-435-D58			435	480	500						13.01
SK50- T63-60-D63	T63-FMH27-235-D58	63	58	235	280	300	27	20	5.8	12	M12	9.31
	T63-FMH27-285-D58			285	330	350						10.28
	T63-FMH27-335-D58			335	380	400						11.22
	T63-FMH27-385-D58			385	430	450						12.17
	T63-FMH27-435-D58			435	480	500						13.11
SK50- T63-60-D78	T63-FMH27-250-D74	78	74	250	290	310	27	20	5.8	12	M12	13.36
	T63-FMH27-350-D74			350	390	410						16.20
	T63-FMH27-450-D74			450	490	510						19.01
	T63-FMH27-550-D74			550	590	610						22.10

**T63-FMH 組合式減震銑刀桿 T63-FMH Modular Damped Milling Arbor**

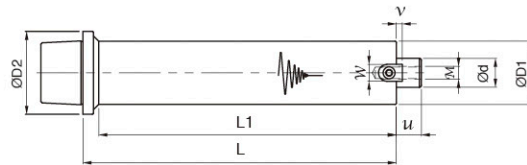
專利產品  
Patent Products

**特色**

1. 刀桿本體採用後拉式與雙面接觸設計，可與任何相對應的主軸刀桿相結合，進而獲得最佳精度與剛性表現。
2. 在不同主軸規格的機床上可選用相對應的T63刀桿，進行不同的組合應用，具備更多的加工便利性及經濟效益。

**FEATURES**

1. The bar body is designed with pull-back clamping mechanism and dual-face contact interface which is interchangeable with suitable tool holder types, thus produces the best rigidity and superior cutting.
2. Selecting suitable T63-FMH modular damped milling arbors in accordance with spindle of every variety. The combination offers great flexibility with a large number of milling tools suitable of a wide range of applications.



**規格 Specifications:**

型號 Type	大端外徑 ØD2(mm)	小端外徑 ØD1 (mm)	有效長 L1 (mm)	總長 L (mm)	心軸外徑 Ød (mm)	心軸長 u (mm)	鍵高 v (mm)	鍵寬 w (mm)	螺紋孔 M	重量 Weight (kg)
T63-FMH22-180-D48	63	48	180	190	22	18	4.3	10	M10	3.69
T63-FMH22-230-D48			230	240						4.32
T63-FMH22-280-D48			280	290						4.94
T63-FMH22-330-D48			330	340						5.56
T63-FMH22-235-D58	63	58	235	240	22	18	4.3	10	M10	6.03
T63-FMH22-285-D58			285	290						6.99
T63-FMH22-335-D58			335	340						7.93
T63-FMH22-385-D58			385	390						8.89
T63-FMH22-435-D58			435	440						9.83
T63-FMH27-235-D58	63	58	235	240	27	20	5.8	12	M12	6.13
T63-FMH27-285-D58			285	290						7.10
T63-FMH27-335-D58			335	340						8.04
T63-FMH27-385-D58			385	390						8.99
T63-FMH27-435-D58			435	440						9.93
T63-FMH27-250-D74	78	74	250	250	27	20	5.8	12	M12	9.66
T63-FMH27-350-D74			350	350						12.50
T63-FMH27-450-D74			450	450						15.32
T63-FMH27-550-D74			550	550						18.40

**注意事項**

1. T63-FMH刀桿與主軸刀桿相結合時，需注意接觸端面是否平整(不得有凸起情況產生)，接合平面錐度應清潔乾淨(不得有異物附著)，貼合不良將影響刀桿整體精度及減震效果。
2. 減震銑刀桿適合一層層的銑削方式去除材料，不適合採用插銑的加工方式。
3. 長時間銑削需搭配冷卻液或氣體冷卻刀桿本體，加工造成的刀桿溫度上升需控制在120°C以內。

**Notice of operations**

1. Before connecting T63 to FMH milling arbor, mind to keep clean and clear on the contacting surfaces. Any unmatched surfaces or other hard inclusions may result in a reduction of accuracy and dampening effects.
2. The FMH damped milling tool is designed to handle stepped milling operations instead of plunge milling.
3. Internal coolant fluid or air should be applied during continuous operation to keep the machining temperature to be within 120°C.